

# Navyug Namdhari Enterprises

[www.nneworld.com](http://www.nneworld.com)





AVILABLE SIZE – 12”



Ergonomically Designed Shaped Tube Steel Frame TIG (Argon) Welded



Rigid Fork TIG (Argon) Welded



n/a



n/a



n/a



ED Hub



n/a



Specially Engineered Handle Bar & Stem for Riders Comfort & Natural Posture



n/a



n/a



Durable 2.125” Tyre with Broader Pattern & Excellent Grip Black



Ph Free Handle Grip Black



Alloy Rim Hole black Rim (COLOR OPTION AVILABLE)

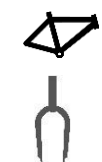


n/a





## AVAILABLE SIZE – 12 ,14



Ergonomically Designed Shaped Tube Steel Frame TIG (Argon) Welded



Rigid Fork TIG (Argon) Welded



OPC Fitting S/o 11 Black



Free Wheel 18 T Attachment With



1/8" Brushless Chain



ED Hub



Front calliper Black & Rear coaster Brake



Specially Engineered Handle Bar & Stem for Riders Comfort & Natural Posture



Pedal PD – 60 1/2" W/O Ball With Iso Reflector



Saddle PU With Ed seat Post 7"



Durable 1.95 & 2.125" Tyre with Broader Pattern & Excellent Grip Black



Ph Free Handle Grip Black



Alloy Rim Hole black Rim (COLOR OPTION AVAILABLE)



Plastic Brake lever Black



SIZE – 20” SS V-BRAKE



20” Ergonomically Designed Shaped Tube Steel Frame TIG (Argon) Welded



Rigid Fork TIG (Argon) Welded



Opc set



Free Wheel 18 T



1/8” Brushless Chain



ED Hub Front & Rear 28 Hole



Front & Rear V Brake Black



Specially Engineered Handle Bar & Stem for Riders Comfort & Natural Posture



Pedal PD – 40 9/16” W/O Ball With Iso Reflector



Saddle PU With Ed seat Post 8”



Durable 20”x2.2.125” Tyre with Excellent Grip



Ph Free Handle Grip




Alloy Rim 20\*1.75” 28 Hole black Rim



Semi Alloy Brake lever Black set



## W.SIZE – 20" 6 Speed (Shimano)



20" Ergonomically Designed Shaped Tube Steel Frame TIG (Argon) Welded



Rigid Fork 20" TIG (Argon) Welded



36\*140 cotter less



Free Wheel 6 speed index



3/32" Brushless Chain



ED Hub Front & Rear 28 Hole



Front & Rear V Brake Black



Specially Engineered Handle Bar & Stem for Riders Comfort & Natural Posture



Pedal PD – 40 9/16" W/O Ball With Iso Reflector



Saddle B-311 PU With Ed seat Post 7"



Durable 20"x1.75" Tyre Excellent Grip



Ph Free Handle Grip




Alloy Rim 20\*2.125" Rim



Plastic Brake lever Black with Revo shifter Rs 35 shimano



## W.SIZE – 20" 6 Speed (Shimano)



20" Ergonomically Designed Shaped Tube Steel Frame TIG (Argon) Welded



Sus. Fork Orbi shox



36\*140 cotter less



Free Wheel 6 speed index



3/32" Brushless Chain



ED Hub Front & Rear 28 Hole



Front & Rear V Brake Black



Specially Engineered Handle Bar & Stem for Riders Comfort & Natural Posture



Pedal PD – 40 9/16" W/O Ball With Iso Reflector



Saddle PU With Ed seat Post 8" rail type



Durable 20"x2.40" Tyre Excellent Grip



Ph Free Handle Grip



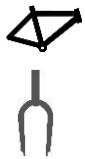
Alloy Rim 20\*2.125" Rim



Plastic Brake lever Black with Revo shifter Rs 35 shimano



AVAILABLE SIZE – 12 ,14



Ergonomically Designed Shaped Tube Steel Frame TIG (Argon) Welded



Rigid Fork TIG (Argon) Welded



OPC Fitting S/o 11 Black



Free Wheel 18 T Attachment With



1/8” Brushless Chain



cp Hub



Front calliper Black & Rear coaster Brake



Specially Engineered Handle Bar & Stem for Riders Comfort & Natural Posture



Pedal PD – 60 ½” W/O Ball With Iso Reflector



Saddle PU With Ed seat Post 7”



Durable 1.95 & 2.125” Tyre with Broader Pattern & Excellent Grip Black with side white



Ph Free Handle Grip Black




Alloy Rim Hole black Rim (COLOR OPTION AVAILABLE)



Plastic Brake lever



**AVAILABLE SIZE – 12 ,14, 16, 20**



**Ergonomically Designed Shaped Tube Steel Frame TIG (Argon) Welded**



**Rigid Fork TIG (Argon) Welded**



**32\*114 classic**



**Free Wheel 18 T Attachment With**



**1/8" Brushless Chain**



**cp Hub**



**Front v-brake & Rear coaster Brake**



**Specially Engineered Handle Bar & Stem for Riders Comfort & Natural Posture**



**Pedal PD – 60 1/2" W/O Ball With Iso Reflector**



**Saddle PU With Ed seat Post 7"**



**Durable 1.95 & 2.125" Tyre with Broader Pattern & Excellent Grip with white side wall**



**Ph Free Handle Grip Black**



**Alloy Rim Hole black Rim (COLOR OPTION AVAILABLE)**




**Plastic Brake lever Black**





## AVAILABLE SIZE – 12 ,14, 16, 20



Ergonomically Designed Shaped Tube Steel Frame TIG (Argon) Welded



Rigid Fork TIG (Argon) Welded



32\*114 classic



Free Wheel 18 T Attachment With



1/8" Brushless Chain



cp Hub



Front v-brake & Rear coaster Brake



Specially Engineered Handle Bar & Stem for Riders Comfort & Natural Posture



Pedal PD – 60 1/2" W/O Ball With Iso Reflector



Saddle PU With Ed seat Post 7"



Durable 1.95 & 2.125" Tyre with Broader Pattern & Excellent Grip with white side wall



Ph Free Handle Grip Black



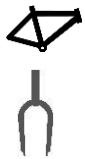
Alloy Rim Hole black Rim (COLOR OPTION AVAILABLE)



Plastic Brake lever Black



AVAILABLE SIZE – 16, 20



Ergonomically Designed Shaped Tube Steel Frame TIG (Argon) Welded



Rigid Fork TIG (Argon) Welded



Opc set



Free Wheel 18 T Attachment With



1/8" Brushless Chain



Ed black Hub



Front v-brake & Rear coaster Brake



Specially Engineered Handle Bar & Stem for Riders Comfort & Natural Posture



Pedal PD – 60 1/2" W/O Ball With Iso Reflector



Saddle PU With Ed seat Post 7"



Durable 1.95 & 2.125" Tyre with Broader Pattern & Excellent Grip with white side wall



Ph Free Handle Grip Black



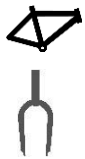
Alloy Rim Hole black Rim (COLOR OPTION AVAILABLE)



Plastic Brake lever Black



AVAILABLE SIZE – 16, 20



Ergonomically Designed Shaped Tube Steel Frame TIG (Argon) Welded



Rigid Fork TIG (Argon) Welded



Opc set



Free Wheel 18 T Attachment With



1/8” Brushless Chain



Ed black Hub



Front v-brake & Rear coaster Brake



Specially Engineered Handle Bar & Stem for Riders Comfort & Natural Posture



Pedal PD – 60 ½” W/O Ball With Iso Reflector



Saddle PU With Ed seat Post 7”



Durable 1.95 & 2.125” Tyre with Broader Pattern & Excellent Grip with white side wall



Ph Free Handle Grip Black



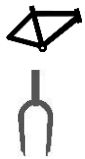
Alloy Rim Hole black Rim (COLOR OPTION AVAILABLE)



Plastic Brake lever Black



AVAILABLE SIZE – 14, 16, 20



Ergonomically Designed Shaped Tube Steel Frame TIG (Argon) Welded



Rigid Fork TIG (Argon) Welded



Opc set



Free Wheel 18 T Attachment With



1/8" Brushless Chain



Bcp Hub



Front v-brake & Rear coaster Brake



Specially Engineered Handle Bar & Stem for Riders Comfort & Natural Posture



Pedal PD – 60 1/2" W/O Ball With Iso Reflector



Saddle PU With Ed seat Post 7"



Durable 1.95 & 2.125" Tyre



Ph Free Handle Grip Black



Alloy Rim Hole black Rim (COLOR OPTION AVAILABLE)



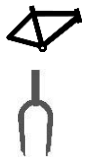
Plastic Brake lever Black





ORLANDO BIKE

AVILABLE W.SIZE – 12 ,14 ,16 ,20”



Ergonomically Designed Shaped Tube Steel Frame TIG (Argon) Welded



Rigid Fork TIG (Argon) Welded



OPC Fitting S/o 11 Black



Free Wheel 18 T Attachment With Coaster hub



1/8” Brushless Chain



ED Hub Front Hole  
Rear Coaster Hub (ED BLCK ALSO AVILABLE)



Front V Brake Black Rear coaster Brake



Specially Engineered Handle Bar & Stem for Riders Comfort & Natural Posture



Pedal PD – 60 1/2” W/O Ball With Iso Reflector



Saddle PU With Ed seat Post 7”



Durable 1.95 & 2.125” Tyre with Broader Pattern & Excellent Grip Black



Ph Free Handle Grip Black



Alloy Rim Hole black Rim (COLOR OPTION AVILABLE)



Plastic Brake lever Black




BIKE 20

W.SIZE – 20” SS V-BRAKE

 20” Ergonomically Designed Shaped Tube Steel Frame TIG (Argon) Welded

 Sus. Fork 20” TIG (Argon) Welded

 36\*140 cotter less


 Free Wheel 18 T


 1/8” Brushless Chain

 ED Hub Front & Rear 28 Hole

 Front & Rear V Brake Black


 Specially Engineered Handle Bar & Stem for Riders Comfort & Natural Posture


 Pedal PD – 40 9/16” W/O Ball With Iso Reflector

 Saddle B-311 PU With Ed seat Post 7”

 Durable 20”x2.40” Tyre with Broader Pattern & Excellent Grip Black

 Ph Free Handle Grip Black

 Alloy Rim 20\*1.75” 16 Hole black Rim

 Alloy Brake lever Black set



ORLANDO BIKE

AVILABLE W.SIZE – 12 ,14 ,16 , 20



Ergonomically Designed Shaped Tube Steel Frame TIG (Argon) Welded



Rigid Fork TIG (Argon) Welded



OPC Fitting S/o 11 Black



Free Wheel 18 T Attachment With Coaster hub



1/8" Brushless Chain



BCP Hub Front 16 Hole  
Rear Coaster Hub (ED BLCK ALSO AVILABLE)



Front V Brake Black Rear coaster Brake



Specially Engineered Handle Bar & Stem for Riders Comfort & Natural Posture



Pedal PD – 60 1/2" W/O Ball With Iso Reflector



Saddle PU With Ed seat Post 7"



Durable 1.95 & 2.125" Tyre with Broader Pattern & Excellent Grip Black



Ph Free Handle Grip Black



Alloy Rim Hole black Rim (COLOR OPTION AVILABLE)



Plastic Brake lever Black Left Side



ORLANDO BIKE

AVILABLE W.SIZE – 20” SS



Ergonomically Designed Shaped Tube Steel Frame TIG (Argon) Welded



Rigid Fork TIG (Argon) Welded



OPC Fitting S/o 11 Black



Free Wheel 18 T Attachment With Coaster hub



1/8” Brushless Chain



BCP Hub Front 16 Hole  
Rear Coaster Hub (ED BLCK ALSO AVILABLE)



Front V Brake Black Rear coaster Brake



Specially Engineered Handle Bar & Stem for Riders Comfort & Natural Posture



Pedal PD – 60 1/2” W/O Ball With Iso Reflector



Saddle PU With Ed seat Post 7”



Durable 1.95 & 2.125” Tyre with Broader Pattern & Excellent Grip Black



Ph Free Handle Grip Black



Alloy Rim Hole black Rim (COLOR OPTION AVILABLE)

















Plastic Brake lever Black Left Side





BIKE 20

W.SIZE – 20” 6 Speed ( Non Shimano)















	20” Ergonomically Designed Shaped Tube Steel Frame TIG (Argon) Welded		ED Hub Front & Rear 28 Hole		Durable 20”x2.40” Tyre with Broader Pattern & Excellent Grip Black
	Sus. Fork 20” TIG (Argon) Welded		Front & Rear V Brake Black		Ph Free Handle Grip Black
	36*140 cotter less		Specially Engineered Handle Bar & Stem for Riders Comfort & Natural Posture		Alloy Rim 20*1.75” black Rim
	Free Wheel 6 speed (Non Shimno also available)		Pedal PD – 40 9/16” W/O Ball With Iso Reflector		Plastic Brake lever Black with Revo shifter Rs 35
	3/32” Brushless Chain		Saddle B-311 PU With Ed seat Post 7”		

KIDS 20



BIKE 20

W.SIZE – 20” 6 Speed ( Non Shimano)

	20” Ergonomically Designed Shaped Tube Steel Frame TIG (Argon) Welded		ED Hub Front & Rear 28 Hole		Durable 20”x1.75” Tyre with Broader Pattern & Excellent Grip Black
	Rigid Fork 20” TIG (Argon) Welded		Front & Rear V Brake Black		Ph Free Handle Grip Black
	36*140 cotter less		Specially Engineered Handle Bar & Stem for Riders Comfort & Natural Posture		Alloy Rim 20*2.125” Rim
	Free Wheel 6 speed ( Non shimno available)		Pedal PD – 40 9/16” W/O Ball With Iso Reflector		Plastic Brake lever Black with Revo shifter Rs 35
	3/32” Brushless Chain		Saddle B-311 PU With Ed seat Post 7”		



ORLANDO BIKE

AVILABLE W.SIZE – 12 ,14 ,16”



Ergonomically Designed Shaped Tube Steel Frame TIG (Argon) Welded



Rigid Fork TIG (Argon) Welded



OPC Fitting S/o 11 Black



Free Wheel 18 T Attachment With Coaster hub



1/8” Brushless Chain



BCP Hub Front 16 Hole  
Rear Coaster Hub (ED BLCK ALSO AVILABLE)



Front V Brake Black Rear coaster Brake



Specially Engineered Handle Bar & Stem for Riders Comfort  
& Natural Posture



Pedal PD – 60 1/2” W/O Ball With Iso Reflector



Saddle PU With Ed seat Post 7”



Durable 1.95 & 2.125” Tyre with Broader  
Pattern & Excellent Grip Black



Ph Free Handle Grip Black



Alloy Rim Hole black Rim (COLOR OPTION  
AVILABLE)



Plastic Brake lever Black Left Side



ORLANDO BIKE

AVILABLE W.SIZE – 12 ,14 ,16



Ergonomically Designed Shaped Tube Steel Frame TIG (Argon) Welded



Rigid Fork TIG (Argon) Welded



OPC Fitting S/o 11 Black



Free Wheel 18 T Attachment With Coaster hub



1/8” Brushless Chain



BCP Hub Front 16 Hole  
Rear Coaster Hub (ED BLCK ALSO AVILABLE)



Front V Brake Black Rear coaster Brake



Specially Engineered Handle Bar & Stem for Riders Comfort  
& Natural Posture



Pedal PD – 60 ½” W/O Ball With Iso Reflector



Saddle PU With Ed seat Post 7”



Durable 1.95 & 2.125” Tyre with Broader  
Pattern & Excellent Grip Black



Ph Free Handle Grip Black



Alloy Rim Hole black Rim (COLOR OPTION  
AVILABLE)



Plastic Brake lever Black Left Side





ORLANDO BIKE

AVILABLE W.SIZE – 12 ,14



Ergonomically Designed Shaped Tube Steel Frame TIG (Argon) Welded



Rigid Fork TIG (Argon) Welded



OPC Fitting S/o 11 Black



Free Wheel 18 T Attachment With Coaster hub



1/8” Brushless Chain



BCP Hub Front 16 Hole  
Rear Coaster Hub (ED BLCK ALSO AVILABLE)



Front V Brake Black Rear coaster Brake



Specially Engineered Handle Bar & Stem for Riders Comfort & Natural Posture



Pedal PD – 60 ½” W/O Ball With Iso Reflector



Saddle PU With Ed seat Post 7”



Durable 1.95 & 2.125” Tyre with Broader Pattern & Excellent Grip Black



Ph Free Handle Grip Black



Alloy Rim Hole black Rim (COLOR OPTION AVILABLE)



Plastic Brake lever Black Left Side



ORLANDO BIKE

AVILABLE W.SIZE – 12 ,14 ,16



Ergonomically Designed Shaped Tube Steel Frame TIG (Argon) Welded



Rigid Fork TIG (Argon) Welded



OPC Fitting S/o 11 Black



Free Wheel 18 T Attachment With Coaster hub



1/8" Brushless Chain



BCP Hub Front 16 Hole  
Rear Coaster Hub (ED BLCK ALSO AVILABLE)



Front V Brake Black Rear coaster Brake



Specially Engineered Handle Bar & Stem for Riders Comfort & Natural Posture



Pedal PD – 60 1/2" W/O Ball With Iso Reflector



Saddle PU With Ed seat Post 7"



Durable 1.95 & 2.125" Tyre with Broader Pattern & Excellent Grip white



Ph Free Handle Grip

















Alloy Rim Hole black Rim (COLOR OPTION AVILABLE)



Plastic Brake lever Black Left Side



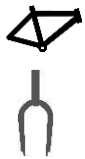
## ORLANDO BIKE AVAILABLE W.SIZE – 12 ,14 ,16 ,20

	Ergonomically Designed Shaped Tube Steel Frame TIG (Argon) Welded		BCP Hub Front 16 Hole Rear Coaster Hub (ED BLCK ALSO AVAILABLE)		Durable 1.95 & 2.125" Tyre with Broader Pattern & Excellent Grip black
	Rigid Fork TIG (Argon) Welded		Front & Rear Caliper Brake		Ph Free Handle Grip
	OPC Fitting S/o 11 Black		Specially Engineered Handle Bar & Stem for Riders Comfort & Natural Posture		Alloy Rim Hole black Rim (COLOR OPTION AVAILABLE)
	Free Wheel 18 T Attachment With Coaster hub		Pedal PD – 60 1/2" W/O Ball With Iso Reflector		Plastic Brake lever Black Left Side
	1/8" Brushless Chain		Saddle PU With Ed seat Post 7"		



ORLANDO BIKE

AVAILABLE W.SIZE – 20” Single Speed Dual Disc



Ergonomically Designed Shaped Tube Steel Frame TIG (Argon) Welded



Rigid Fork TIG (Argon) Welded



Chain Wheel 36\*140 Dual Guard



Free Wheel 18 T Attachment With Coaster hub



1/8” Brushless Chain



Direct Disc Mounted Hub



Disc Brake For Front & Rear



Specially Engineered Handle Bar & Stem for Riders Comfort & Natural Posture



Pedal PD – 40 With Iso Reflector



Saddle PU With Ed seat Post 7”



Durable 20\*2.40” Tyre with Broader Pattern & Excellent Grip black



Ph Free Handle Grip



Alloy Rim Hole black Rim (COLOR OPTION AVAILABLE)



Semi Alloy Brake Lever



ORLANDO BIKE

AVILABLE W.SIZE – 12 ,14 ,16



Ergonomically Designed Shaped Tube Steel Frame TIG (Argon) Welded



Rigid Fork TIG (Argon) Welded



OPC Fitting S/o 11 bcp



Free Wheel 18 T Attachment With Coaster hub



1/8” Brushless Chain



BCP Hub Front 16 Hole  
Rear Coaster Hub (ED BLCK ALSO AVILABLE)



Front V Brake Black Rear coaster Brake



Specially Engineered Handle Bar & Stem for Riders Comfort & Natural Posture



Pedal PD – 60 ½” W/O Ball With Iso Reflector



Saddle PU With Ed seat Post 7”



Durable 1.95 & 2.125” Tyre with Broader Pattern & Excellent Grip white



Ph Free Handle Grip



Alloy Rim Hole black Rim (COLOR OPTION AVILABLE)



Plastic Brake lever Black Left Side





ORLANDO BIKE

AVILABLE W.SIZE – 20”



Ergonomically Designed Shaped Tube Steel Frame TIG (Argon) Welded



Rigid Fork TIG (Argon) Welded



OPC Fitting S/o 11 bcp



Free Wheel 18 T Attachment With Coaster hub (available in v-brake)



1/8” Brushless Chain



BCP Hub Front 16 Hole  
Rear Coaster Hub (ED BLCK ALSO AVILABLE)



Front V Brake Black Rear coaster Brake (available with both v-brake)



Specially Engineered Handle Bar & Stem for Riders Comfort & Natural Posture



Pedal PD – 60 1/2” W/O Ball With Iso Reflector



Saddle PU With Ed seat Post 7”



Durable 1.95 & 2.125” Tyre with Broader Pattern & Excellent Grip side wall white tyre



Ph Free Handle Grip



Alloy Rim Hole black Rim (COLOR OPTION AVILABLE)



Plastic Brake lever Black Left Side



ORLANDO BIKE

AVILABLE W.SIZE – 12 ,14 ,16 ,20



Ergonomically Designed Shaped Tube Steel Frame TIG (Argon) Welded



Rigid Fork TIG (Argon) Welded



OPC Fitting S/o 11 bcp



Free Wheel 18 T Attachment With Coaster hub



1/8” Brushless Chain



Hub Front 16 Hole  
Rear Coaster Hub (ED BLCK ALSO AVILABLE)



Front V Brake Black Rear coaster Brake



Specially Engineered Handle Bar & Stem for Riders Comfort & Natural Posture



Pedal PD – 60 1/2” W/O Ball With Iso Reflector



Saddle PU With Ed seat Post 7”



Durable 1.95 & 2.125” Tyre with Broader Pattern & Excellent Grip black



Ph Free Handle Grip



Alloy Rim Hole black Rim (COLOR OPTION AVILABLE)



Plastic Brake lever Black Left Side



AVILABLE W.SIZE – 16



Ergonomically Designed Shaped Tube Steel Frame TIG (Argon) Welded



Rigid Fork TIG (Argon) Welded



OPC Fitting S/o 11 Black



Free Wheel 18 T Attachment With Coaster hub



1/8” Brushless Chain



BCP Hub Front 16 Hole  
Rear Coaster Hub (ED BLCK ALSO AVILABLE)



Front V Brake Black Rear coaster Brake



Specially Engineered Handle Bar & Stem for Riders Comfort & Natural Posture



Pedal PD – 60 ½” W/O Ball With Iso Reflector



Saddle PU With Ed seat Post 7”



Durable 1.95 & 2.125” Tyre with Broader Pattern & Excellent Grip Black



Ph Free Handle Grip Black



Alloy Rim Hole black Rim (COLOR OPTION AVILABLE)



Plastic Brake lever Black Left Side



AVILABLE W.SIZE – 14 & 16 T



Ergonomically Designed Shaped Tube Steel Frame TIG (Argon) Welded



Rigid Fork TIG (Argon) Welded



OPC Fitting S/o 11 Black



Free Wheel 18 T Attachment With Coaster hub



1/8” Brushless Chain



BCP Hub Front 16 Hole  
Rear Coaster Hub (ED BLCK ALSO AVILABLE)



Front V Brake Black Rear coaster Brake



Specially Engineered Handle Bar & Stem for Riders Comfort & Natural Posture



Pedal PD – 60 1/2” W/O Ball With Iso Reflector



Saddle PU With Ed seat Post 7”



Durable 1.95 & 2.125” Tyre with Broader Pattern & Excellent Grip Black



Ph Free Handle Grip Black



Alloy Rim Hole black Rim (COLOR OPTION AVILABLE)



Plastic Brake lever Black Left Side



BIKE 20

W.SIZE – 20” 6 Speed ( Non Shimano)



20” Ergonomically Designed Shaped Tube Steel Frame TIG (Argon) Welded



Sus. Fork 20” TIG (Argon) Welded



36\*140 cotter less



Free Wheel 6 speed (Non Shimno also available)



3/32” Brushless Chain



ED Hub Front & Rear 28 Hole



Front & Rear V Brake Black



Specially Engineered Handle Bar & Stem for Riders Comfort & Natural Posture



Pedal PD – 40 9/16” W/O Ball With Iso Reflector



Saddle B-311 PU With Ed seat Post 7”



Durable 20”x2.40” Tyre with Broader Pattern & Excellent Grip Black



Ph Free Handle Grip Black



Alloy Rim 20\*1.75” 16 Hole black Rim



Plastic Brake lever Black with Revo shifter Rs 35

















KIDS 20



BIKE 20

W.SIZE – 20” 6 Speed ( Non Shimano)

	20" Ergonomically Designed Shaped Tube Steel Frame TIG (Argon) Welded		ED Hub Front & Rear 28 Hole		Durable 20"x1.75" Tyre with Broader Pattern & Excellent Grip Black
	Rigid Fork 20" TIG (Argon) Welded		Front & Rear V Brake Black		Ph Free Handle Grip Black
	36*140 cotter less		Specially Engineered Handle Bar & Stem for Riders Comfort & Natural Posture		Alloy Rim 20*2.125" 16 Hole black Rim
	Free Wheel 6 speed ( Non shimno available)		Pedal PD – 40 9/16" W/O Ball With Iso Reflector		Plastic Brake lever Black with Revo shifter Rs 35
	3/32" Brushless Chain		Saddle B-311 PU With Ed seat Post 7"		



AVAILABLE W.SIZE – 12 ,14 ,16



Ergonomically Designed Shaped Tube Steel Frame TIG (Argon) Welded



Rigid Fork TIG (Argon) Welded



OPC Fitting S/o 11 Black



Free Wheel 18 T Attachment With Coaster hub



1/8" Brushless Chain



BCP Hub Front 16 Hole  
Rear Coaster Hub (ED BLCK ALSO AVAILABLE)



Front V Brake Black Rear coaster Brake



Specially Engineered Handle Bar & Stem for Riders Comfort  
& Natural Posture



Pedal PD – 60 1/2" W/O Ball With Iso Reflector



Saddle PU With Ed seat Post 7"



Durable 1.95 & 2.125" Tyre with Broader  
Pattern & Excellent Grip Black



Ph Free Handle Grip Black



Alloy Rim Hole black Rim (COLOR OPTION  
AVAILABLE)



Plastic Brake lever Black Left Side



BIKE 20

W.SIZE – 20” 6 Speed ( Non Shimano)



20” Ergonomically Designed Shaped Tube Steel Frame TIG (Argon) Welded



rigid Fork 20” TIG (Argon) Welded



36\*140 cotter less



Free Wheel 6 speed (Non Shimno also available)



3/32” Brushless Chain



ED Hub Front & Rear 28 Hole



Front & Rear V Brake Black



Specially Engineered Handle Bar & Stem for Riders Comfort & Natural Posture



Pedal PD – 40 9/16” W/O Ball With Iso Reflector



Saddle B-311 PU With Ed seat Post 7”



Durable 20”x1.95” Tyre with Broader Pattern & Excellent Grip Black



Ph Free Handle Grip Black



Alloy Rim 20\*1.75” 28 Hole Rim



Semi Alloy Brake lever Black with Revo shifter  
Rs 35